













Korte termijn weersverwachting

Station Gemiddelden

	 °C	 %	 hPa	 km/h	 mm/u	 °C
21 Feb	11.5 / 7.3	89.0	1004.8	3.1	2.4	10.6 / 6.1
22 Feb	8.5 / 5.5	86.6	1008.4	2.8	0.8	7.0 / 3.5
23 Feb	6.7 / 3.2	86.3	1004.0	3.2	3.5	4.6 / 0.8
25 Feb	7.0 / 2.4	82.1	1009.6	2.4	0.8	4.5 / 0.4
26 Feb	9.4 / -2.8	86.2	1026.1	0.8	0.0	7.4 / -5.3
27 Feb	6.7 / -1.6	84.0	1026.5	1.9	0.0	3.7 / -3.9
28 Feb	11.4 / -0.1	76.6	1028.0	1.7	0.0	8.9 / -2.4
1 Mar	9.7 / 1.5	71.4	1018.7	2.6	0.0	7.0 / -1.0
2 Mar	11.7 / 1.5	76.6	1015.9	3.5	0.0	9.3 / -1.2

Stationsextremen

	 °C	 %	 hPa	 km/h	 km/h	 mm/u	 °C
21 Feb	12.9 2024	96.0 2023	1018.3 2022	15.4 2024	19.8 2022	5.5 2022	12.4 2024
	3.3 2022	72.0 2023	976.0 2024	-	-	-	1.1 2022
22 Feb	12.0 2022	95.0 2023	1026.1 2025	16.3 2024	18.7 2024	3.2 2024	10.3 2022
	2.5 2023	57.0 2022	982.1 2024	-	-	-	0.1 2024
23 Feb	10.8 2022	96.0 2023	1016.3 2022	12.2 2022	27.4 2022	4.9 2023	8.6 2022
	1.1 2023	66.0 2022	993.6 2024	-	-	-	-1.3 2023
25 Feb	8.8 2024	93.0 2023, 2024	1030.1 2022	9.3 2022	27.0 2023	1.3 2022	7.8 2024
	0.2 2023	49.0 2023	1000.0 2024	-	-	-	-2.3 2023
26 Feb	9.9 2022	96.0 2022	1035.9 2022	6.1 2023	12.6 2023	0.0 2022, 2023, 2024	8.2 2022
	-4.3 2023	60.0 2022	1000.3 2024	-	-	-	-7.0 2023
27 Feb	10.4 2022	96.0 2022, 2023	1033.9 2022	9.0 2022	16.3 2022	0.0 2022, 2023, 2024	7.7 2022
	-4.6 2023	49.0 2022	1018.0 2024	-	-	-	-7.2 2023
28 Feb	11.7 2022	94.0 2024	1032.2 2023	7.9 2022	13.7 2022	0.0 2022, 2023, 2024	9.3 2022
	-2.8 2023	47.0 2023	1017.3 2024	-	-	-	-5.4 2023
1 Mar	12.6 2024	95.0 2023	1031.2 2023	12.2 2024	20.1 2024	0.0 2022, 2023, 2024	10.3 2024
	-5.6 2023	48.0 2023	1000.0 2024	-	-	-	-8.4 2023
2 Mar	14.8 2024	96.0 2023	1026.8 2022	9.7 2023	18.7 2024	0.0 2022, 2023, 2024	13.0 2024
	-0.6 2023	43.0 2022	999.0 2024	-	-	-	-4.1 2023

Almanac

